

3 pole contactors with AC coil



Maximum UL Horsepower						Auxiliary Contacts		Current Rating Amps	Catalog Number ¹	List Price	Multiplier
Single Phase		Three Phase				N.O.	N.C.				
115V	230V	200V	230V	460V	575V						
1/2	1 1/2	3	3	5	7 1/2	1	0	9	CWM9-10-30*	\$72	Z1
						0	1		CWM9-01-30*		
3/4	2	3	3	7 1/2	10	1	0	12	CWM12-10-30*	\$89	
						0	1		CWM12-01-30*		
1	3	5	5	10	15	1	0	18	CWM18-10-30*	\$103	
						0	1		CWM18-01-30*		
2	5	7 1/2	7 1/2	15	15	0	0	25	CWM25-00-30*	\$118	
3	5	10	10	20	25	0	0	32	CWM32-00-30*	\$140	
3	7 1/2	10	15	30	25	0	0	40	CWM40-00-30*	\$164	
3	10	15	15	40	40	0	0	50	CWM50-00-30*	\$225	
5	10	20	20	50	50	0	0	65	CWM65-00-30*	\$255	
7 1/2	15	20	25	50	60	0	0	80	CWM80-00-30*	\$270	
7 1/2	15	25	30	60	75	0	0	95	CWM95-00-30*	\$365	
10	20	30	40	75	75	0	0	105	CWM105-00-30*	\$393	

Note:

1) For other auxiliary contact configurations, please refer to page 163.

To complete the selection

- Replace “**” with desired coil voltage from Coil Voltage Code Table

* AC COIL VOLTAGE CODE SELECTION FOR CONTACTORS CWM9...CWM105						
60 Hz	24V ¹⁾	48V	120V	208-240V	480V	600V
CODE	V04	V10	V18	V24	V47	V56
50 Hz	-	42V	110V	-	400-415V	500V

- Other coil voltages available upon request

The Flexible Line from 5 to 75HP

The 5 to 75HP @ 460V range is differentiated by five frame sizes and only 4 varying widths, with the choice of either screw or DIN rail mounting. WEG offers one of the most compact 75HP @ 460V contactors in the market.

Coil Technology

WEG Contactor AC coils have 4 terminals up to 30HP @ 460V, which allows an easy connection no matter the complexity of the application and wiring. From 32A up to 105A the contactors are equipped with an electronic circuit that provides an unmatched space saving solution, making the 50A through 105A contactors depth the same size.

General Information

Circuit Protection

Disconnect Switches

Motor Protectors

Contactors

Overloads

Enclosed Starters

Relays

Pushbuttons and Pilot Lights

Terminal Blocks

Power Factor Correction

Appendix A

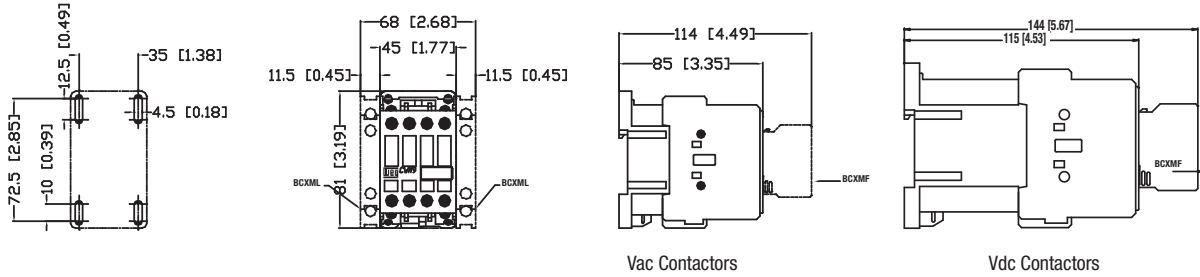
Appendix B

Contactors

CWM-N Series - NEMA Rated Standard Contactor

Mechanical Drawings mm (in)

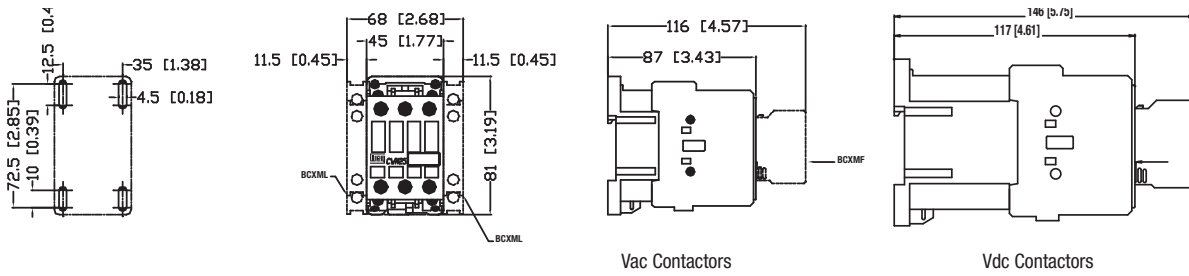
CWM9, CWM9N, CWM12, CWM18, and CWM18N



Vac Contactors

Vdc Contactors

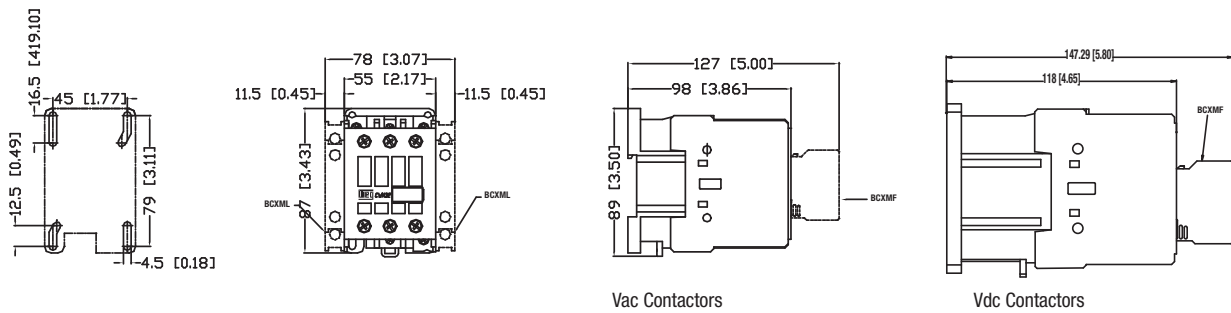
CWM25



Vac Contactors

Vdc Contactors

CWM32, CWM32N and CWM40



Vac Contactors

Vdc Contactors

- General Information
- Circuit Protection
- Disconnect Switches
- Motor Protectors
- Contactors
- Overloads
- Enclosed Starters
- Relays
- Pushbuttons and Pilot Lights
- Terminal Blocks
- Power Factor Correction
- Appendix A
- Appendix B